
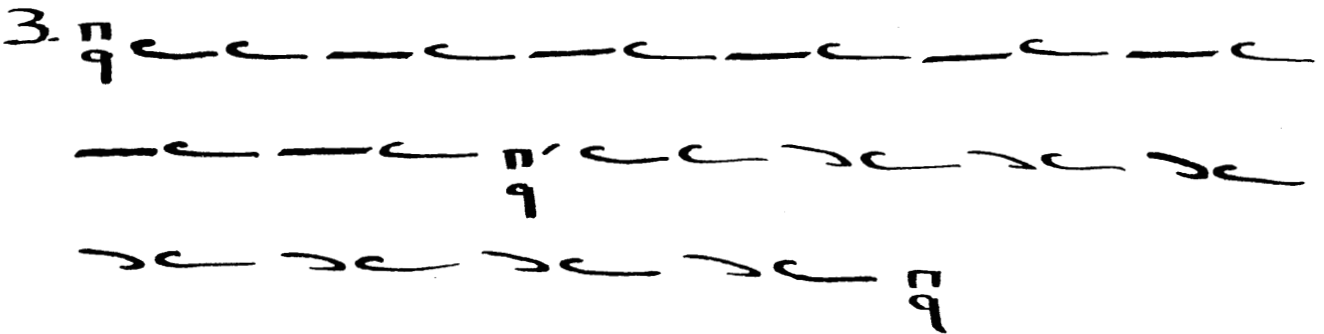
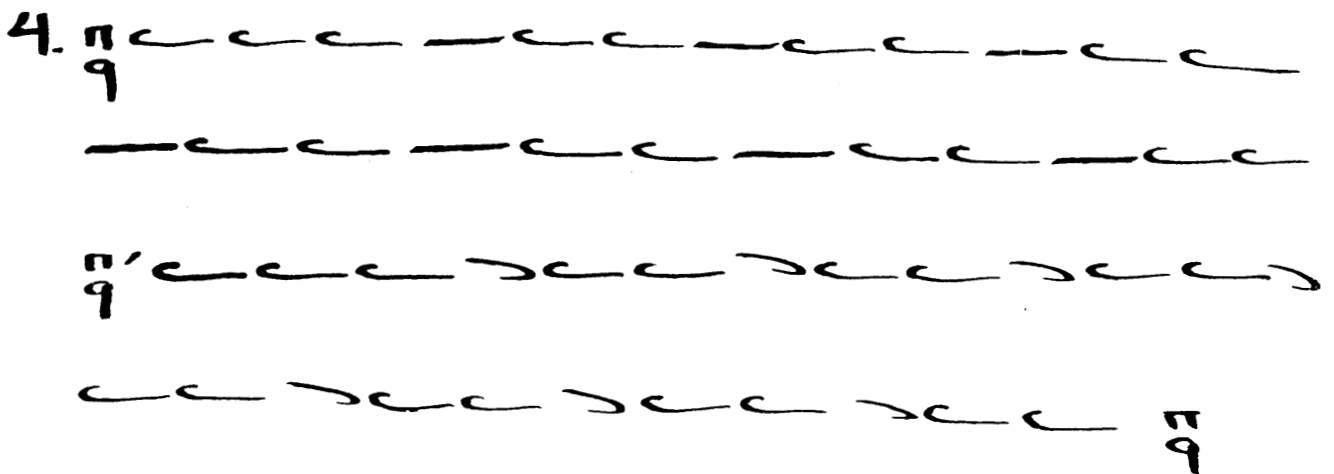


1. Па Вѣ Га Ди Ке Зо Ни Па́
 Па́ Ни Зо Ке Ди Га Вѣ Па


§	—	°	Па	—	Па
	—	1↑	Па	—	Вѣ
	↘	1↓	Па	↘	Ни


2. 


3. 


4. 

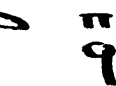
§ 5 1↑


5. 





6. 







7. 











§ $\frac{||}{\Pi\alpha} \rightarrow \frac{||}{\text{B}\alpha} \frac{||}{\Gamma\alpha} \rightarrow \frac{||}{\text{B}\alpha-\Gamma\alpha}$


8. 






9.




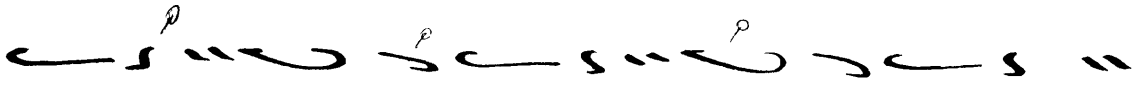
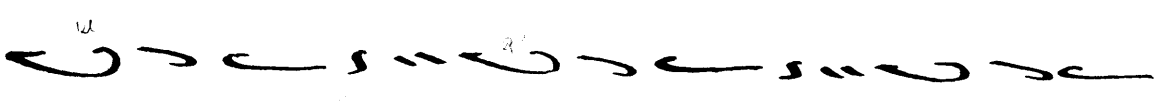

8.
Па Вѣ Та → Вѣ Та

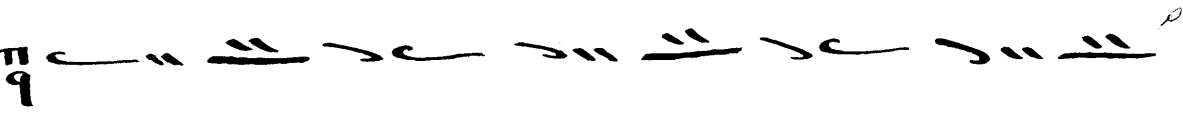

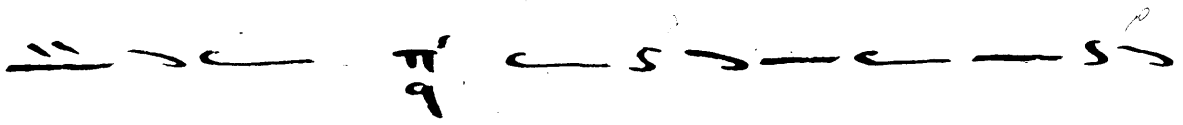


10.

11. 

8  1↑ 
Па Вэ

12. 

16.      

17.     

8 ~ ~

УПРАЖНЕНИЯ - 10033

$\frac{\pi}{9}$ $\frac{\pi}{9}$ $\frac{\pi}{9}$ $\frac{\pi}{9}$
 $\frac{\pi}{9}$ $\frac{\pi}{9}$ $\frac{\pi}{9}$ $\frac{\pi}{9}$
 Пх - а Пх - а Вх - с Ни - и

18.

8 - крѣбръч [крябръч]

$\frac{\pi}{9}$ $\frac{\pi}{9}$
 $\frac{\pi}{9}$ $\frac{\pi}{9}$
 Пх - а Пх - а

19.

20.

21.

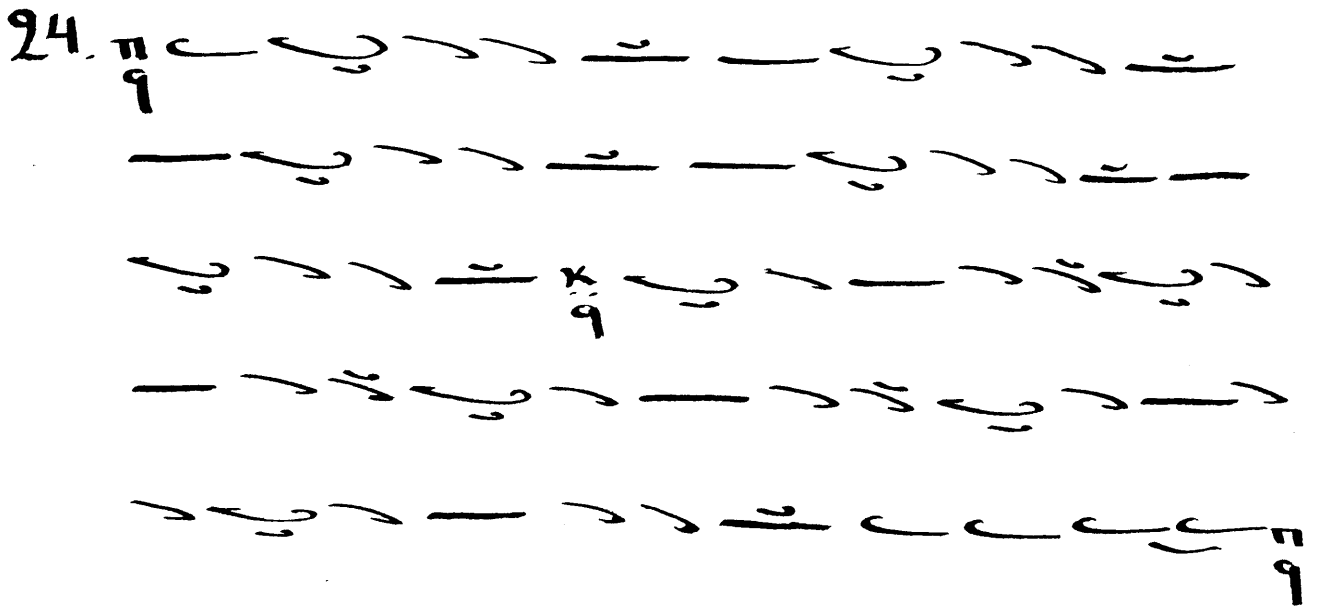
8


9 Па Вѣтѣ

22.

23.

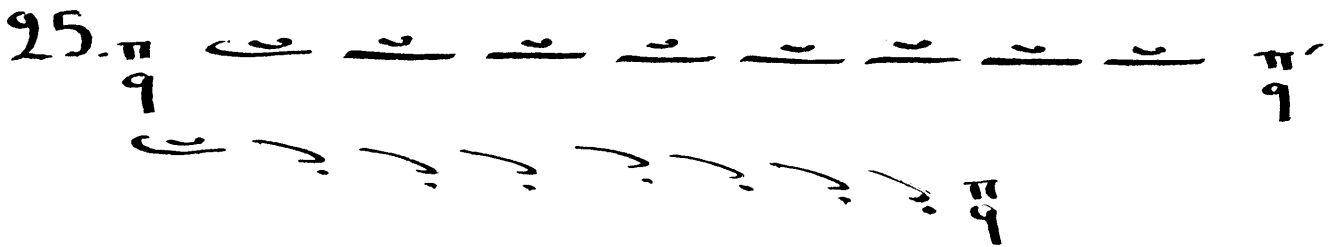
8


24. 

8. 

апли

Тот же ритм, но другая мелодия

25. 

26. 

§ 26 → → → → → № 30-0

27.





28.

§ 28. В 8-8-8



29.

§ ... В 8-8-8

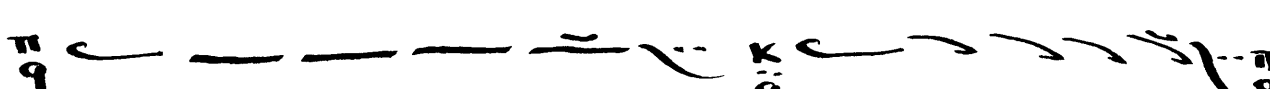

30.

31.    


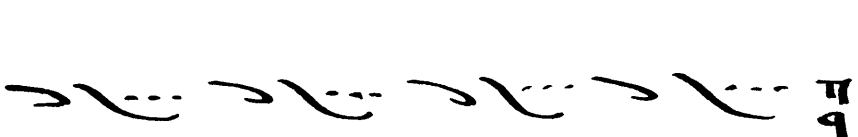
8  

32.  



8  

33.  

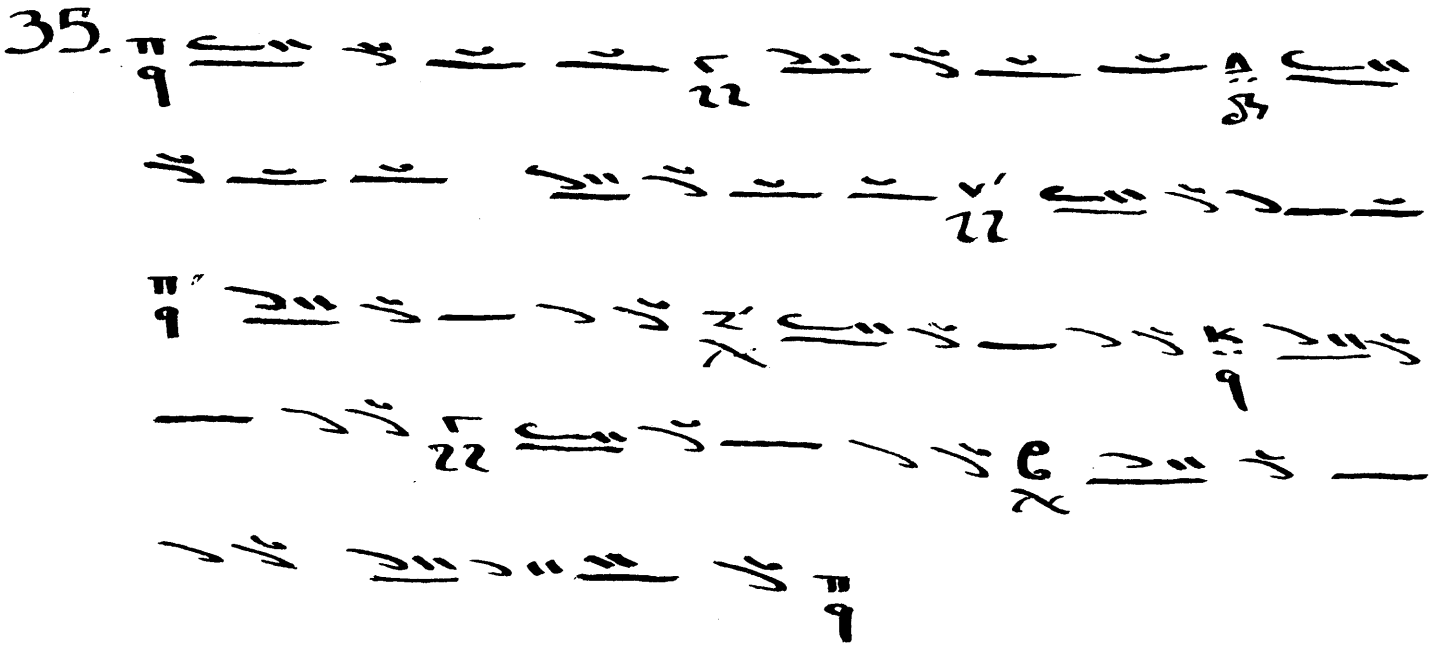
8  



34.  



12/11/2016 12:11

35.



с акс. негнано (контракт)

36.

The image displays a page of handwritten musical notation, likely a score for a vocal or instrumental piece. The notation is written in a cursive, flowing style. It begins with a treble clef and a key signature of one flat (B-flat). The music is organized into several systems, each containing multiple staves. The notes are connected by stems, and there are various rests and ornaments. Small letters and numbers are written above and below the notes, possibly indicating fingerings or specific performance instructions. The overall appearance is that of a personal manuscript or a working draft of a musical score.

37.

Handwritten musical notation for exercise 37, consisting of ten staves. The notation is written in a cursive style with various rhythmic and melodic patterns. The staves are numbered 1 through 10. The notation includes various note values, rests, and bar lines. The first staff begins with a treble clef and a common time signature. The notation is written in black ink on a white background.

38.

Handwritten musical notation for exercise 38, consisting of three staves. The notation is written in a cursive style with various rhythmic and melodic patterns. The staves are numbered 1 through 3. The notation includes various note values, rests, and bar lines. The first staff begins with a treble clef and a common time signature. The notation is written in black ink on a white background.

3 ↑
A musical staff showing a treble clef, a single note on the first line, and a bracket indicating a triplet of three notes.

па ди

па ди

3 ↓
A musical staff showing a treble clef, a single note on the first line, and a bracket indicating a triplet of three notes.

па ке

39.

Handwritten musical notation on a staff, featuring various rhythmic values and neumes.

Handwritten musical notation on a staff, showing a sequence of notes and rests.

§ *и пс...*

Handwritten musical notation with a bracket and the label "4↑" indicating a four-measure phrase.

Handwritten musical notation with the label "па ке" below it.

Handwritten musical notation with the label "па ке" below it.

§ *у...* 4↓

Handwritten musical notation with the label "па аи" below it.

40. Handwritten musical notation on a staff, starting with a clef and a time signature.

Handwritten musical notation on a staff, showing a sequence of notes.

Handwritten musical notation on a staff, showing a sequence of notes.

Handwritten musical notation on a staff, showing a sequence of notes.

Handwritten musical notation on a staff, showing a sequence of notes.






§ Handwritten musical notation with a bracket and the label "5↑" indicating a five-measure phrase.

Handwritten musical notation with the label "па зо" below it.



Handwritten musical notation with the label "па зо" below it.


§ Handwritten musical notation with the label "5↓" indicating a five-measure phrase.


Handwritten musical notation with the label "па га" below it.


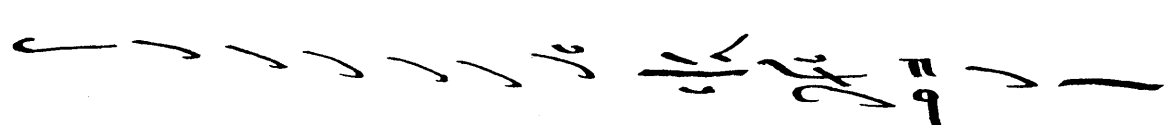


41.     

 6↑

 6↑



42.    

Handwritten musical notation on a staff. It shows a treble clef, a note with a sharp sign, and a bracketed pair of notes with the number 7 and an upward arrow above them.

Handwritten musical notation on a staff. It shows a treble clef, a note with a sharp sign, and the Cyrillic letter 'па' written below the staff.

Handwritten musical notation on a staff. It shows a treble clef, a note with a sharp sign, and the Cyrillic letter 'па' written below the staff.

Handwritten musical notation on a staff. It shows a treble clef, a note with a sharp sign, and the number 7 with a downward arrow below it.

Handwritten musical notation on a staff. It shows a treble clef, a note with a sharp sign, and the Cyrillic letter 'па' written below the staff.

43.

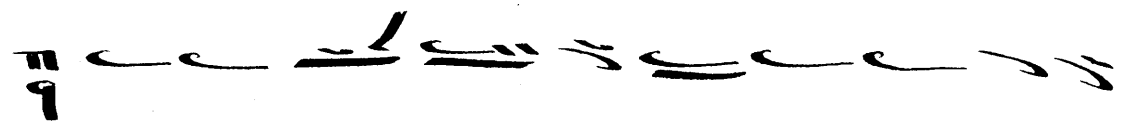




Handwritten musical notation on a staff. It shows a treble clef, a note with a sharp sign, and a long horizontal line representing a note.




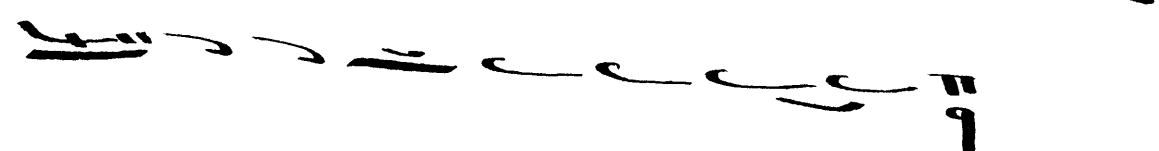
Handwritten musical notation on a staff. It shows a treble clef, a note with a sharp sign, and several notes with stems and beams.





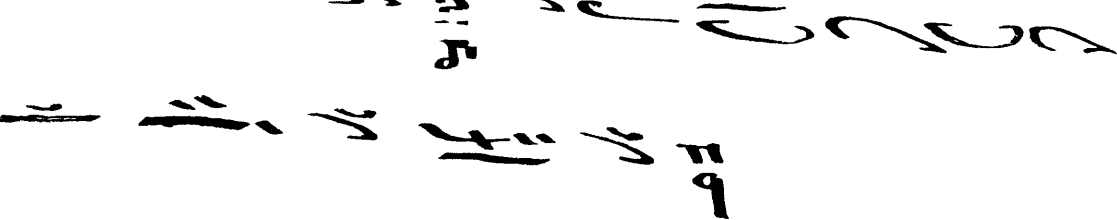
Handwritten musical notation on a staff. It shows a treble clef, a note with a sharp sign, and several notes with stems and beams.

Handwritten musical notation on a staff. It shows a treble clef, a note with a sharp sign, and several notes with stems and beams.



44.

45. 





46. 




47. 





Г



48.


Handwritten musical notation for exercise 48, consisting of four lines of notes on a four-line staff. The notation includes various rhythmic values and stems.


49.


Handwritten musical notation for exercise 49, consisting of three lines of notes on a four-line staff.



50.


Handwritten musical notation for exercise 50, consisting of three lines of notes on a four-line staff.


51. 




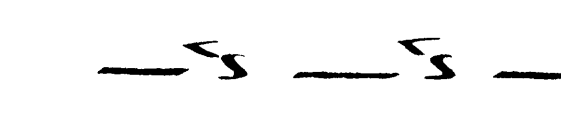


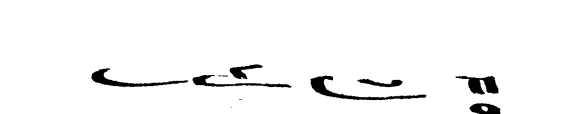
§  → 

























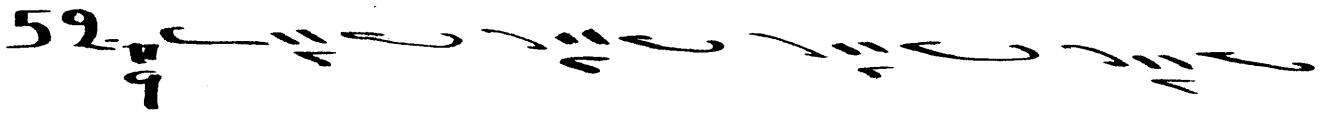


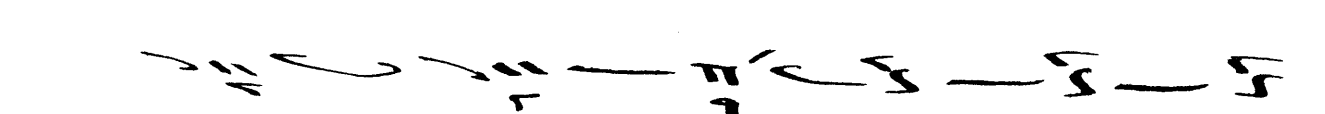












52. 

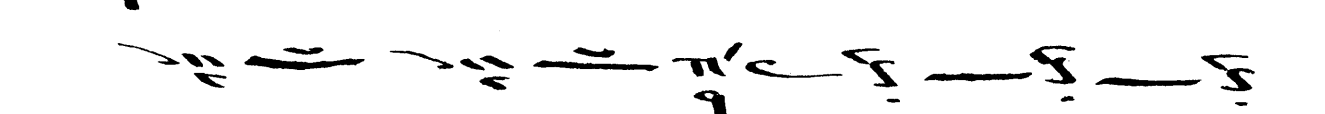












53. 









53. 



Па ВхГа

54. 















55. 









=

Тта-а Вв

=

N Тта

58.




59.



=





Ттааа Вв


=


Ттаааа Вв

60.   

61.  

62.    

 $\frac{1}{2}$ 1 = $\frac{1}{2}$ 1

$\frac{1}{2}$ $\frac{1}{2}$ 1

 9 Пз Нн 30

63.

Exercise 63 consists of seven staves of musical notation. The notation is written in a cursive style with various rhythmic values and accidentals. The staves are labeled with numbers and symbols on the right side: 1. 9, 2. 22, 3. 9, 4. 9, 5. 4:2, 6. 22, 7. 9. The notation includes various rhythmic values such as 9, 22, and 4:2, and includes accidentals like flats and naturals.

64.

Exercise 64 consists of six staves of musical notation. The notation is written in a cursive style with various rhythmic values and accidentals. The staves are labeled with numbers and symbols on the right side: 1. 9, 2. 22, 3. 8:1, 4. 22, 5. 4:2, 6. 9. The notation includes various rhythmic values such as 9, 22, 8:1, 4:2, and 9, and includes accidentals like flats and naturals.

§

$\frac{1}{3} \frac{1}{3} \frac{1}{3} = 1$

$\frac{1}{3} \frac{1}{3} \frac{1}{3}$
П_а П_а П_а

65. $\frac{1}{3}$ $\frac{1}{3}$ $\frac{1}{3}$

$\frac{1}{3}$ $\frac{1}{3}$ $\frac{1}{3}$

$\frac{1}{3}$ $\frac{1}{3}$ $\frac{1}{3}$

$\frac{1}{3}$ $\frac{1}{3}$ $\frac{1}{3}$

$\frac{1}{3}$ $\frac{1}{3}$ $\frac{1}{3}$

66. $\frac{1}{3}$ $\frac{1}{3}$ $\frac{1}{3}$

$\frac{1}{3}$ $\frac{1}{3}$ $\frac{1}{3}$

$\frac{1}{3}$ $\frac{1}{3}$ $\frac{1}{3}$

$\frac{1}{3}$ $\frac{1}{3}$ $\frac{1}{3}$

$\frac{1}{3}$ $\frac{1}{3}$ $\frac{1}{3}$

67. $\frac{1}{3}$ $\frac{1}{3}$ $\frac{1}{3}$

$\frac{1}{3}$ $\frac{1}{3}$ $\frac{1}{3}$

$\frac{1}{3}$ $\frac{1}{3}$ $\frac{1}{3}$

$\frac{1}{3}$ $\frac{1}{3}$ $\frac{1}{3}$

$\frac{1}{3}$ $\frac{1}{3}$ $\frac{1}{3}$

68.

69.

70.

δ $\frac{1}{3}$ $\frac{113}{1}$ $\frac{113}{1}$ \rightarrow $\frac{1}{3}$ $\frac{113}{1}$ $\frac{113}{1}$

$\frac{1}{3}$ $\frac{113}{1}$ $\frac{113}{1}$ $\frac{113}{1}$ $\frac{113}{1}$ $\frac{113}{1}$ $\frac{113}{1}$ $\frac{113}{1}$ $\frac{113}{1}$

$\Pi\alpha$ $H\mu$ $\rho\omega$ $\Pi\alpha$ $H\mu$ $\rho\omega$





71.


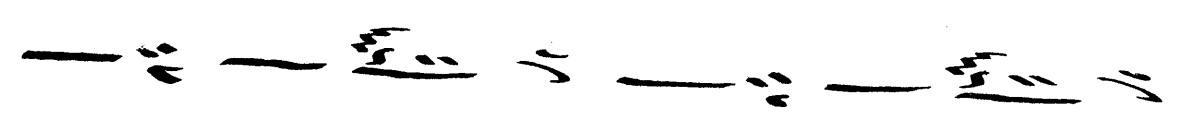



δ $\frac{114}{1}$ $\frac{114}{1}$ $\frac{114}{1}$ $\frac{114}{1}$ $\frac{114}{1}$ $\frac{114}{1}$ $\frac{114}{1}$ $\frac{114}{1}$ $\frac{114}{1}$

$\frac{114}{1}$ $\frac{114}{1}$ $\frac{114}{1}$ $\frac{114}{1}$ $\frac{114}{1}$ $\frac{114}{1}$ $\frac{114}{1}$ $\frac{114}{1}$ $\frac{114}{1}$ $\frac{114}{1}$

$\Pi\alpha$ $\Pi\alpha$ $\Pi\alpha$ $\Pi\alpha$ $\Pi\alpha$

72.


73.    


74.     


§ 7


$$\frac{72}{1/2} = \frac{1/2}{2}$$

$$\frac{72}{1/2} = \frac{72}{1/2} = \frac{72}{1/2} = \frac{72}{1/2}$$

75. 










♩ 4 //

$$\frac{\text{4}^3}{\text{1/2}} = \frac{\text{1/2}}{\text{1}} \frac{\text{3}}{\text{1}}$$

$$\frac{\text{4}^3}{\text{1/2}} = \frac{\text{1/2}}{\text{1}} \frac{\text{3}}{\text{1}} = \frac{\text{1/2}}{\text{1}} \frac{\text{1/2}}{\text{1}} \frac{\text{3}}{\text{1}}$$

76. 





♩ 4 //

$$\frac{\text{4}^4}{\text{1/2}} = \frac{\text{1/2}}{\text{1}} \frac{\text{4}}{\text{1}}$$

$$\frac{\text{4}^4}{\text{1/2}} = \frac{\text{1/2}}{\text{1}} \frac{\text{1/2}}{\text{1}} \frac{\text{1/2}}{\text{1}} \frac{\text{4}}{\text{1}}$$

77. *пѣрѣпѣрѣпѣрѣпѣрѣпѣрѣ*
— — — — —
пѣрѣпѣрѣпѣрѣпѣрѣпѣрѣ

78. *пѣрѣпѣрѣпѣрѣпѣрѣпѣрѣ*
пѣрѣпѣрѣпѣрѣпѣрѣпѣрѣ
пѣрѣпѣрѣпѣрѣпѣрѣпѣрѣ
пѣрѣпѣрѣпѣрѣпѣрѣпѣрѣ
пѣрѣпѣрѣпѣрѣпѣрѣпѣрѣ

§

70 71 72 73 74 75

213 = 113

112 Пз

112 Вз

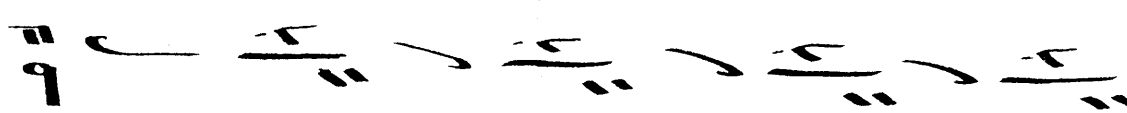
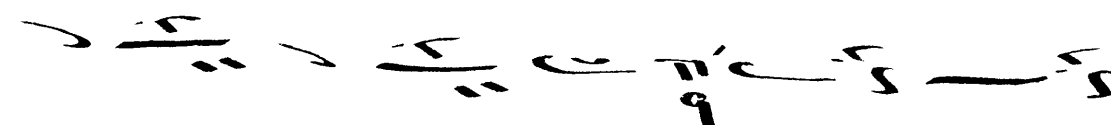

213 Пз





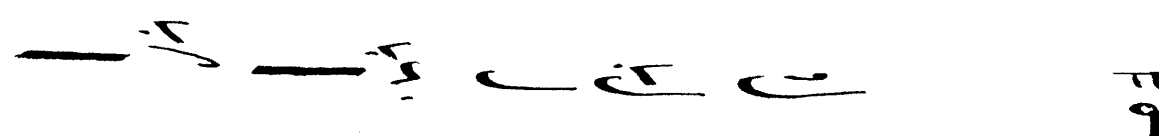
113 Вз

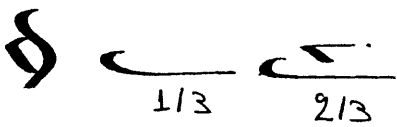
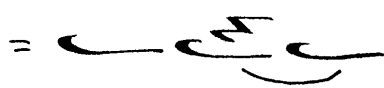
113 + 113 413 Пз 213 Вз


79. $\text{P} \text{P} \text{P} \text{P} \text{P} \text{P}$
 $\text{K} \text{K} \text{K} \text{K} \text{K} \text{K}$
 $\text{P} \text{K} \text{K} \text{K} \text{K} \text{K}$

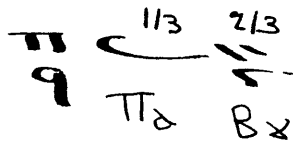
80. $\text{P} \text{P} \text{P} \text{P} \text{P} \text{P}$
 $\text{P} \text{P} \text{P} \text{P} \text{P} \text{P}$
 $\text{K} \text{K} \text{K} \text{K} \text{K} \text{K}$
 $\text{K} \text{K} \text{K} \text{K} \text{K} \text{K}$
 $\text{K} \text{K} \text{K} \text{K} \text{K} \text{K}$
 $\text{P} \text{K} \text{K} \text{K} \text{K} \text{K}$

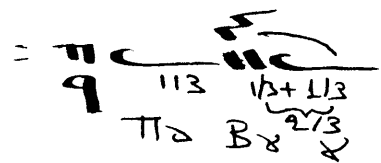
81. 



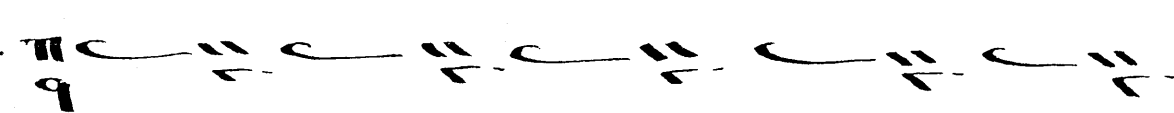


82. 








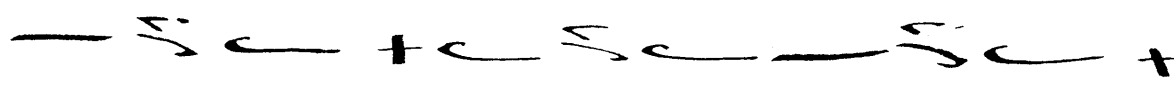
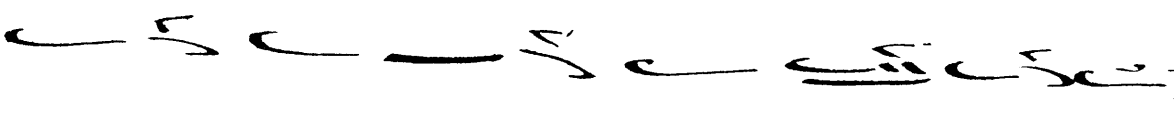
 = 












83.   

84.     

85.     

§ $\frac{2}{4}$ $\frac{1}{4}$ $\frac{1}{4}$ =

$\frac{1}{3}$ $\frac{1}{3}$
 П а В а Г а

$\frac{2}{4}$ $\frac{1}{4}$
 П а В а Г а

$\frac{2}{4}$
 $\frac{1}{4}$ $\frac{1}{4}$ $\frac{1}{4}$
 П а а В а Г а

86.

§ $\frac{1}{4}$ $\frac{2}{4}$ $\frac{1}{4}$ =

$\frac{1}{3}$ $\frac{1}{3}$ $\frac{1}{3}$
 П а В а H а

$\frac{1}{4}$ $\frac{2}{4}$ $\frac{1}{4}$
 П а В а H а

$\frac{2}{4}$
 $\frac{1}{4}$ $\frac{1}{4} + \frac{1}{4}$ $\frac{1}{4}$
 П а В а а H а

87.

1/4 1/4 2/4

1/3 1/3 1/3

Пз Бз Гз

2/4 1/4

Пз Бз Гз

1/4 1/4 2/4 1/4

Пз Бз Гз д

88.

2/5 1/5 1/5 1/5

1/4 1/4 1/4

Пз Hz Пз Бз

2/5 1/5 1/5

Пз Hz Пз Бз

1/5 1/5 1/5

Пз д Hz Пз Бз

89.

Handwritten musical notation on a single staff. It begins with a treble clef and a common time signature. The notation consists of several notes with stems, some of which are beamed together. Below the staff, there are four groups of rhythmic markings: 1/5, 2/5, 1/5, and 1/5.

Handwritten musical notation on a single staff, divided into three measures. Each measure starts with a treble clef and a common time signature. The notes are beamed together. Below the staff, there are three groups of rhythmic markings: 1/4, 1/4, 1/4; 1/5, 2/5, 1/5; and 1/5, 1/5 + 1/5, 1/5. Under the second and third groups, there are additional markings: Пг, Hn, Пг, Bx and Пг, Hn, Пг, Bx.

Handwritten musical notation on a single staff, divided into three measures. Each measure starts with a treble clef and a common time signature. The notes are beamed together. Below the staff, there are three groups of rhythmic markings: 1/5, 1/5, 2/5, 1/5. Under the second and third groups, there are additional markings: Пг, Hn, Пг, Bx and Пг, Hn, Пг, Bx.

Handwritten musical notation on a single staff. It begins with a treble clef and a common time signature. The notation consists of several notes with stems, some of which are beamed together. Below the staff, there are four groups of rhythmic markings: 1/5, 1/5, 2/5, and 1/5.

Handwritten musical notation on a single staff, divided into three measures. Each measure starts with a treble clef and a common time signature. The notes are beamed together. Below the staff, there are three groups of rhythmic markings: 1/4, 1/4, 1/4; 1/5, 1/5, 2/5; and 1/5, 1/5, 1/5 + 1/5, 1/5. Under the second and third groups, there are additional markings: Пг, Hn, Пг, Bx and Пг, Hn, Пг, Bx.

Handwritten musical notation on a single staff, divided into three measures. Each measure starts with a treble clef and a common time signature. The notes are beamed together. Below the staff, there are three groups of rhythmic markings: 1/5, 1/5, 2/5, 1/5. Under the second and third groups, there are additional markings: Пг, Hn, Пг, Bx and Пг, Hn, Пг, Bx.

Handwritten musical notation in G-clef with rhythmic values: $\frac{1}{5}$, $\frac{1}{5}$, $\frac{1}{5}$, $\frac{2}{5}$. The notation shows a sequence of notes with stems and beams, followed by an equals sign and a simplified version of the same sequence.

Handwritten musical notation in C-clef with lyrics: Та, Мн, Та, Ра. It includes rhythmic values $\frac{1}{5}$, $\frac{1}{5}$, $\frac{1}{5}$, $\frac{2}{5}$ and a combined value $\frac{1}{5} + \frac{1}{5}$ with a $\frac{2}{5}$ above it.

Exercise 92. Handwritten musical notation in C-clef with lyrics: Та, Мн, Та, Ра. The exercise consists of three lines of notes with stems and beams, illustrating rhythmic patterns.

Exercise 93. Handwritten musical notation in C-clef with lyrics: Та, Мн, Та, Ра. The exercise consists of five lines of notes with stems and beams, illustrating rhythmic patterns.

§ 1

Handwritten notes in the top right corner.

94. *Handwritten musical notation on a staff.*

Handwritten musical notation on a staff.

Handwritten musical notation on a staff.

Handwritten musical notation on a staff.

Handwritten musical notation on a staff.

95. *Handwritten musical notation on a staff.*

Handwritten musical notation on a staff.

Handwritten musical notation on a staff.

Handwritten musical notation on a staff.


Handwritten musical notation on a staff.


Handwritten musical notation on a staff.

Handwritten musical notation on a staff.


8 ~~~~~


96. 















8 ~~~~~



97. 







98. 9
Handwritten musical notation on a single line, starting with a clef and a key signature of one flat.

Handwritten musical notation on a single line, continuing the piece.

Handwritten musical notation on a single line, continuing the piece.

Handwritten musical notation on a single line, continuing the piece.

Handwritten musical notation on a single line, continuing the piece.

99. 9
Handwritten musical notation on a single line, starting with a clef and a key signature of one flat.

Handwritten musical notation on a single line, continuing the piece.

Handwritten musical notation on a single line, continuing the piece.

Handwritten musical notation on a single line, continuing the piece.

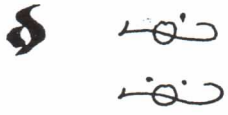
Handwritten musical notation on a single line, continuing the piece.


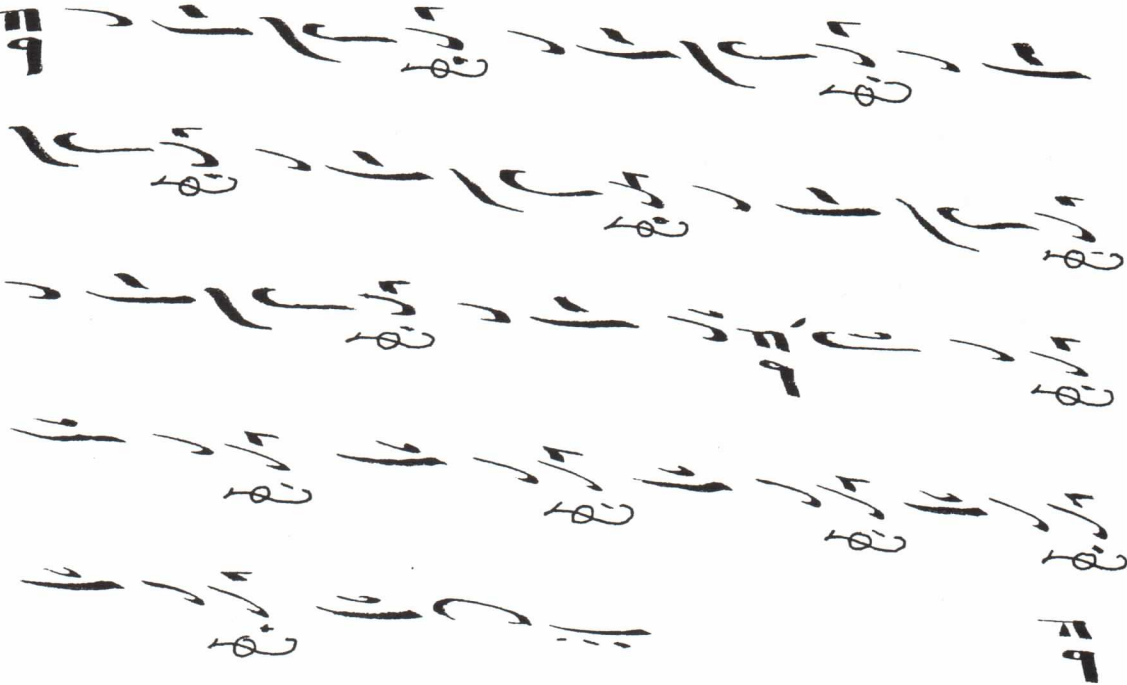
Handwritten musical notation on a single line, continuing the piece.



8 — — — — —

100 — — — — —
— — — — —
— — — — —

101 — — — — —
— — — — —
— — — — —
— — — — —
— — — — —
— — — — —
— — — — —

6 

102  

103  

§

о

2 ↑

Ди
Га 12

Ди
Га 10

от

4 ↑

Ди
Га 12

Ди
Га 8

отт

6 ↑

Ди
Га 12

Ди
Га 6

отт

8 ↑

Ди
Га 12

Ди
Га 4

§

о

2 ↓

Ди
Га 12

Ди
Га 10

от

4 ↓

Ди
Га 12

Ди
Га 8

отт

6 ↓

Ди
Га 12

Ди
Га 6

отт

8 ↓

Ди
Га 12

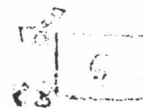
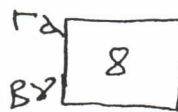
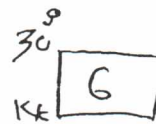
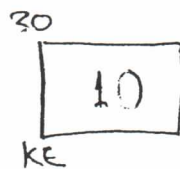
Ди
Га 4

104

п
9

105. $\frac{\pi}{9}$

§ → 30 Γα Boy



106. $\frac{\pi}{9}$